



CONCERT DRESSES, TOPS & TUNICS

CHART A

ORDER SIZE	0	2	4	6	8	10	12	14	16	18	20	22	24	26	28
Bust	29½ - 30	30½ - 32	32½ - 34	34½ - 35	35½ - 36	36½ - 38	38½ - 39	39½ - 40	40½ - 41	41½ - 43	43½ - 45	45½ - 47	47½ - 49	49½ - 51	51½ - 53
Waist	20½ - 22	22½ - 24	24½ - 26	26½ - 27	27½ - 28	28½ - 30	30½ - 32	32½ - 34	34½ - 35	35½ - 37	37½ - 39	39½ - 41	41½ - 43	43½ - 45	45½ - 47
Hips	30½ - 32	32½ - 34	34½ - 36	36½ - 37	37½ - 38	38½ - 40	40½ - 42	42½ - 43	43½ - 44	44½ - 46	46½ - 48	48½ - 50	50½ - 52	52½ - 54	54½ - 56
Skirt Long	40½	41	41	41½	41½	42	42	43	43	43½	43½	44	44	44½	44½

Talls add \$10.00/each. (See "For Talls Only")

Custom Size Dresses add \$30.00/each. (See "For CUSTOM SIZES Only" Instructions page 86)

CHART B

ORDER SIZE	0	2	4	6	8	10	12	14	16	18	20	22	24	26	28
Bust	29½ - 31	30½ - 33	32½ - 34	34½ - 36	35½ - 37	36½ - 39	38½ - 40	39½ - 41	40½ - 43	41½ - 44	43½ - 46	45½ - 48	47½ - 50	49½ - 52	51½ - 54
Waist	20½ - 22	22½ - 24	24½ - 26	26½ - 27	27½ - 28	28½ - 30	30½ - 32	32½ - 34	34½ - 35	35½ - 37	37½ - 39	39½ - 41	41½ - 43	43½ - 45	45½ - 47
Hips	30½ - 32	32½ - 34	34½ - 36	36½ - 37	37½ - 38	38½ - 40	40½ - 42	42½ - 43	43½ - 44	44½ - 46	46½ - 48	48½ - 50	50½ - 52	52½ - 54	54½ - 56
Skirt - Long	40½	41	41	41½	41½	42	42	43	43	43½	43½	44	44	44½	44½
Skirt - Knee	21	21	21	21½	21½	22	22	23	23	23	23	23	23	23	23
Skirt - Below Knee	24	24	24	24.5	24.5	25	25	26	26	26	26	26	26	26	26

Talls add \$10.00/each. (See "For Talls Only")

Custom Size Dresses add \$30.00/each. (See "For CUSTOM SIZES Only" Instructions page 86)

CHART C Petites, Fits 5'3" and under

ORDER SIZE	00P	02P	04P	06P	08P	10P	12P	14P	16P	18P	20P	22P	24P	26P	28P
Bust	29½ - 30	30½ - 32	32½ - 34	34½ - 35	35½ - 36	36½ - 38	38½ - 39	39½ - 40	40½ - 41	41½ - 43	43½ - 45	45½ - 47	47½ - 49	49½ - 51	51½ - 53
Waist	20½ - 22	22½ - 24	24½ - 26	26½ - 27	27½ - 28	28½ - 30	30½ - 32	32½ - 34	34½ - 35	35½ - 37	37½ - 39	39½ - 41	41½ - 43	43½ - 45	45½ - 47
Hips	30½ - 32	32½ - 34	34½ - 36	36½ - 37	37½ - 38	38½ - 40	40½ - 42	42½ - 43	43½ - 44	44½ - 46	46½ - 48	48½ - 50	50½ - 52	52½ - 54	54½ - 56
Skirt - Long	38½	39	39	39½	39½	40	40	41	41	41½	41½	42	42	42½	42½

Bodice and sleeves are 1" shorter than regular sizes. "Custom Size" Dresses add \$30.00/each. (See "For CUSTOM SIZES Only" Instructions page 86)

YOUTH CHART D

ORDER SIZE	7	8	10	12	14	8½	10½	12½	14½	16½
Bust	26	27	28½	30	31	30	31½	33	34½	36
Waist	22	23	24½	26	27½	28	29	30	31	32
Hips	27	28	30	32	34	33	34½	36	37½	39
Approx. Height	50	52	56	58½	61	52	56	58½	61	63½
Skirt - Long	36	36½	37	38	38½	38	38½	39	40	40½

Talls add \$10.00/each. (See "For Talls Only")

Custom Size Dresses add \$30.00/each. (See "For CUSTOM SIZES Only" Instructions page 86)

YOUTH CHART E

ORDER SIZE	7	8	10	12	14	8½	10½	12½	14½	16½
Bust	27	28	29½	31	32	31	32½	34	35½	37
Waist	22	23	24½	26	27½	28	29	30	31	32
Hips	27	28	30	32	34	33	34½	36	37½	39
Approx. Height	50	52	56	58½	61	52	56	58½	61	63½
Skirt - Long	36	36½	37	38	38½	38	38½	39	40	40½
Skirt - Knee	20	20½	21	22	22½	22	22½	23	24	24½
Skirt - Below Knee	22	22.5	23	24	24.5	24	24.5	25	26	26.5

Talls add \$10.00/each. (See "For Talls Only")

Custom Size Dresses add \$30.00/each. (See "For CUSTOM SIZES Only" Instructions page 86)

LADIES SKIRTS & PANTS

CHART J

ORDER SIZE	XS	S	M	L	XL	2XL	3XL
Waist	20-24	23-27	28-32	33-37	38-42	43-47	48-52
Hips	42	42	43	44	44	45	45

TALLS: add \$10.00 to each (Length is 3" longer than standard).

Custom Size Skirts add \$10.00/each.

(See "For CUSTOM SIZES Only" Instructions page 86)

YOUTH CHART K

ORDER SIZE	XS	S	M	L	XL
Waist	21-24	25-27	28-30	31-33	34-36
Length	35	36	37	38	39

TALLS: add \$10.00 to each (Length is 3" longer than standard).

Custom Size Skirts add \$10.00/each.

(See "For CUSTOM SIZES Only" Instructions page 86)

CHART L

ORDER SIZE	2	4	6	8	10	12	14	16	18	20	22	24	26	28
Waist	22	24	26	28	30	32	34	36	38	40	42	44	46	48
Hips	34	36	38	40	42	44	46	48	50	52	54	56	58	60
Length	43" (serged hemline)													
Short Length	22"													

TALLS: add \$10.00 to each

(Length is 3" longer than standard).

Custom Size Skirts add \$10.00/each.

(See "For CUSTOM SIZES Only" Instructions page 86)

CHART M

ORDER SIZE	XS	S	M	L	XL	2XL	3XL
Waist	17-22	23-28	29-34	34-39	39-44	44-49	49-54
Hips	29-33	34-38	40-44	46-50	52-56	54-60	62-66
Length	43" (serged hemline)						

TALLS: add \$10.00 to each (Length is 3" longer than standard).

Custom Size Skirts add \$10.00/each.

(See "For CUSTOM SIZES Only" Instructions page 86)

CHART N

ORDER SIZE	2	4	6	8	10	12	14	16	18	20
Waist	30	30.5	31.5	32.5	33.5	34.5	35.5	36.5	37.5	38.5

CHART N2 Ladies' Tuxedo Pant

ORDER SIZE	2	4	6	8	10	12	14	16	18	20	22	24	26	28
Waist	27.5	28.5	29.5	30.5	31.5	33	34.5	36.5	38.5	40.5	42.5	44.5	46.5	48.5

FOR TALL SIZES ONLY

Ladies: Order a "Tall" if your height is 5'8" or above. A "Tall" dress is 1" longer in the bodice; the skirt is 2" longer than standard length. Empire waist Talls have 3" added to the skirt only. Delivered unhemmed.

Youth: Order a "Tall" if your height is above the "Approx. Height" listed for your size on the Size Chart.

IMPORTANT SIZING TIPS

- After making your garment selection, refer to Ladies and Girls' Measuring Instructions on Page 86 on how to determine bust, waist, and hip measurements (measure over very light weight clothing).
- Compare your measurements to those on the appropriate size chart to determine the size you need to order. All manufacturers size scales vary, so please, when ordering Southeastern merchandise, use our charts to determine the correct size.
- You will notice that our dress charts have ranges of measurements rather than exact measurements. If you fall in the bottom measurement range, alterations should be expected.
- Individuals that are in between sizes may be able to compromise to order a stock garment. The bust and waist measurements on our charts have a 1" ease, so even though the chart shows a size 10 as a maximum 38", bust the finished measurement is actually 39". If the individual is slightly above the 38" bust measurement, the size 10 bust will still fit with less excess room.
- When ordering dresses with a fuller skirt, the hip measurement is not as important as when you are ordering dresses with a more fitted skirt.
- If measurements for all areas vary widely (i.e. size 4 bust, size 10 waist, size 14 hips) or if an individual needs a larger size than is offered, a Custom Size will be needed.
- If you need further help, contact our Phone Center Representatives at 800.821.8270. Visit sepapparel.com/sizing to see **How to Measure Videos**.

TUNICS, BLOUSES, TOPS, JACKETS, VESTS & BELTS

CHART F

ORDER SIZE	2	4	6	8	10	12	14	16	18	20	22	24	26	28
Bust	32	33	34	36	37	39	40	42	43	45	46	48	49	50

No Custom Size available.

CHART G

ORDER SIZE	XS	S	M	L	XL	2XL	3XL
Bust	33	36	39	42	45	48	51

Custom Size Tops add \$15.00/each.

(See "For CUSTOM SIZES Only" Instructions page 86)

YOUTH CHART H

ORDER SIZE	7	8	10	12	14	8½	10½	12½	14½	16½
Bust	26	27	28½	30	31	30	31½	33	34½	36
Waist	22	23	24½	26	27½	28	29	30	31	32
Hips	27	28	30	32	34	33	34½	36	37½	39

Custom Size Tops add \$15.00/each.

(See "For CUSTOM SIZES Only" Instructions page 86)

CHART I

ORDER SIZE	XXS/XS	S/M	L/XL	XXL/3XL
Waist	20 - 27	28 - 32	34 - 39	41 - 48
Finish Max	57	60	69	78

CHART NN

ORDER SIZE	XS		S		M		L		XL		2XL	3XL	4XL	5XL
Fit Size	2	4	6	8	10	12	14	16	18	20	22	24	26	28
Bust	32	33	34	36	37	39	40	42	43	45	46	48	49	50

CHART PP

ORDER SIZE	0	2	4	6	8	10	12	14	16	18	20	22	24	26	28
Bust	34	35	36	37	38	39	40	41	42	43	44	45	46	47	48

CHART RR Ladies' Poplin Vest

ORDER SIZE	XS	S	M	L	XL	2XL	3XL	4XL	5XL
Bust	30-32	33-34	36-38	39-40	42-44	46-48	50-51	52-53	54

STRETCH STYLES

CHART AA Adult Stretch Dresses

ORDER SIZE	XS	S	M	L	XL	2XL	3XL
FITS SIZES	0/2	4/6	8/10/12	14/16/18	20/22	24/26	28
Bust	29 - 32	33 - 35	36 - 39	40 - 43	44 - 47	48 - 51	52 - 53
Waist	20 - 24	25 - 27	28 - 32	33 - 37	38 - 41	42 - 45	46 - 47
Hips	30 - 34	35 - 37	38 - 42	43 - 46	47 - 50	51 - 54	55 - 56
Skirt Length	41	41	42	43	44	44	44

LADIES' & GIRLS' CUSTOM SIZE MEASURING INSTRUCTIONS

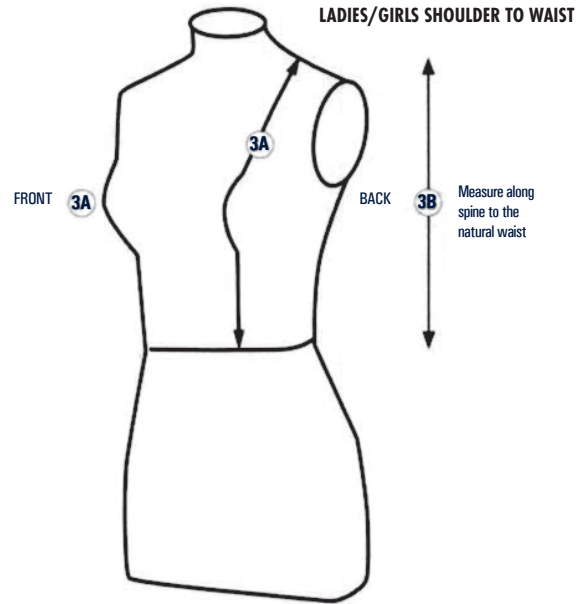
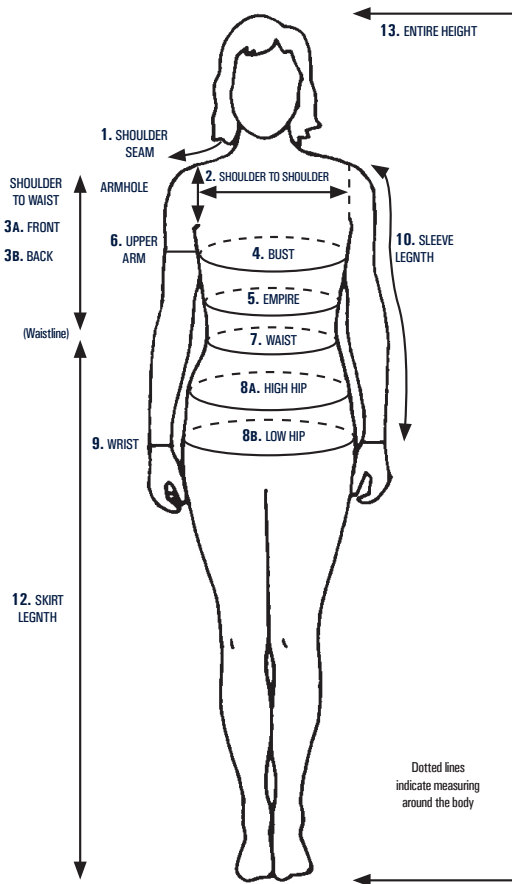
Order a Custom Size if your measurements fall outside the range of Southeastern's dress charts.

Take every measurement carefully.

No returns or exchanges on Custom Size items.

For Men's and Boys' Custom Sizes, use Measuring Instructions on page 89.

ALLOW 5 WEEKS FOR PRODUCTION OF CUSTOM SIZES



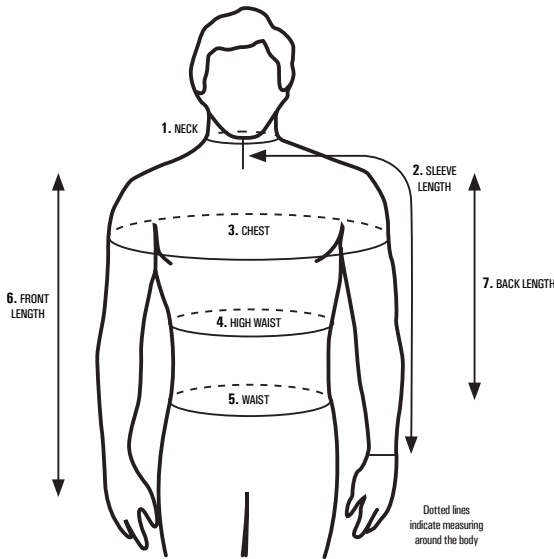
ALL SIZING MEASUREMENTS REQUIRED

- 1. Shoulder Seam:** Measure from the base of the neck, along the top of the shoulder, to the shoulder edge.
- 2. Shoulder to Shoulder:** Straight across back, measure from one shoulder edge to the other shoulder edge.
- 3. Shoulder to Waist:** (see diagram above)
 - A. Front** - From side of neck (top of shoulder) measure over the fullest part of the bust to waist.
 - B. Back** - Bend head slightly to find large bone at the bottom of neck. Measure along spine to the natural waist.
- 4. Bust:** Measure around the fullest part of the bust, keeping the tape parallel to the floor.
- 5. Empire Waist:** Under the bust, measure around the fullest part of the rib cage with tape parallel to the floor.
- 6. Upper Arm:** Measure around the fullest part of the upper arm
- 7. Waist:** Measure around the natural waist.
- 8. Hips:**
 - A. High** - Five inches below waist, measure around the upper hip with tape parallel to the floor.
 - B. Low** - Measure around the fullest part of the hips with tape parallel to the floor.
- 9. Wrist:** measure around the wrist around the wrist-bone.
- 10. Sleeve Length:** With arm at side, measure from top of arm (at joint connecting arm to shoulder) down to the bend of the wrist.
- 11. Underarm:** With arm outstretched parallel to the floor, measure from underarm to wrist.
- 12. Skirt Length:** Measure from waist to the desired hemline, wearing shoes to be worn with dress. (Measure from the natural waist, even if the dress ordered is not fitted at the waist.)
- 13. Entire Height:** Measure from the top of the head to the floor, without shoes.
- 14. Inseam:** Measure the inseam length. For pant styles only.

LADIES'/GIRLS' CUSTOM SIZES WORKSHEET - PROVIDE ALL MEASUREMENTS IN INCHES

Last Name, First Initial	Shoulder Seam	Shoulder to Shoulder (back)	Shoulder to Waist (front)	Shoulder to Waist (back)	Bust	Empire Waist	Upper Arm	Waist	Hips (High)	Hips (Low)	Wrist	Sleeve Length	Skirt Length / Inseam	Entire Height (without shoes)
1.														
2.														
3.														
4.														

COATS, VESTS & PANTS MEASURING INSTRUCTIONS



- 1. Neck:** Measure loosely around neck.
- 2. Sleeve Length:** With arm at side, place tape at center of back of neck. Measure over top of shoulder down to the bend of the wrist.
- 3. Chest:** For Coat and Vest, measure loosely around the body and arms at chest, and deduct 7" for the correct size.
- 4. High Waist:** Measure largest part of mid-section
- 5. Waist:** Measure natural waist: to determine waist, bend to the side and place hand at bend.
- 6. Front Length:** Measure from top of shoulder to tip of vest.
- 7. Back Length:** From nape of neck (back of neck - top of backbone), measure down the back to the natural waist.



Get help with our
ONLINE MEASURING VIDEOS
[sepapparel.com /sizing](https://sepapparel.com/sizing)

MEN'S & YOUTH SHIRTS

BOTH NECK AND SLEEVE MEASUREMENTS REQUIRED FOR SIZING

CHART N1: Men's Tux Shirts* & Microfiber Shirt

MEN'S SIZE	XS	S	M	L	XL	2XL	3XL	4XL
NECK	13 - 13½	14 - 14½	15 - 15½	16 - 16½	17 - 17½	18 - 18½	20	21 - 22
SLEEVE 30/31	X	X	X	X	X			
SLEEVE 32/33	X	X	X	X	X	X	X	X
SLEEVE 34/35		X	X	X	X	X	X	X
SLEEVE 36/37		X	X	X	X	X	X	X
SLEEVE 38/39			X	X	X	X	X	X

*Please provide neck and sleeve measurements.
No Custom Sizes available

CHART Y* Men's Dress Shirt

NECK	14½	15½	16½	17½	18½	20	22
SLEEVE 33	X	X	X	X	X		
SLEEVE 35	X	X	X	X	X	X	X
SLEEVE 37		X	X	X	X	X	X
SLEEVE 39		X	X	X	X	X	X

*Please provide neck and sleeve measurements.
No Custom Sizes available.

CHART N2: Youth Tux & Dress Shirts

YOUTH SIZE	BXS	BS	BM	BL
AGE	3 - 4	6 - 8	10 - 12	14 - 16
NECK	10 - 10½	11 - 11½	12 - 12½	13 - 13½
CHEST	21 - 23	24 - 27	28 - 30	31 - 34
SLEEVE	19½	23½	27½	31½

*Please provide neck and sleeve measurements.
No Custom Sizes available

SIZING SOLUTIONS

SIZING LINES

A Sizing Line is an order for every size of garment in the available range for your chosen style. This makes try-ons and size selections easy! To save time and reduce the cost of return shipping, simply keep the garments you can use from the sizing line order and request an exchange order for the needed sizes.

SEPAPPAREL.COM
FREE
FABRIC
SWATCHES

FREE SAMPLES

Sample garments let you see and feel the quality of the fabric before you buy. There is no charge for the sample when it is returned in new condition within 15 days. All we ask is that you pay return shipping.

Provide a method of payment to secure the sample(s). Credit card will not be charged if samples returned in new condition in a timely manner.

MEN'S & YOUTH COATS & VESTS

CHART P1 Notch & Peak Tux Coats

CHEST SIZE	32	34	36	38	40	42	44	46	48	50	52	54	56
5'7" - 5'11": Regular	X	X	X	X	X	X	X	X	X	X	X	X	X
5'11" - 6'3": Long		X	X	X	X	X	X	X	X	X	X	X	X
5'6" - under: Short	X	X	X	X	X	X	X	X	X				
Sizes in shades area, add \$4.00/each.													
Youth	Size 18 (34" chest) available in B723 only												

For Youth Notch Lapel Tuxedo Coat see Chart P2. No Custom Sizes available

CHART P2 Youth Notch Tux Coat

ORDER SIZE	8	10	12	14	16	18
Chest	29	30	31	32	33	34

No Custom Sizes available.

CHART Q1 Legacy Coat

CHEST SIZE	34	36	38	40	42	44	46	48	50	52	54	56
Regular	X	X	X	X	X	X	X	X	X	X	X	X

CHART Q2 Legacy Pants

WAIST SIZE	28	30	32	34	36	38	40	42	44	46	48	50	52	54
Regular	X	X	X	X	X	X	X	X	X	X	X	X	X	X

CHART R1 Precentor Vests

UNISEX SIZES	XS	S	M	L	XL	2XL	3XL	4XL
CHEST	34	37	41	43	47	49	53	57
WAIST	30	33	36	38	42	44	49	52
HIGH WAIST	32	35	38	40	44	47	51	54

*Waist- measure natural waist. (To determine waist, bend to the side and place hand at bed.)

**High Waist- measure largest part of mid-section.

If measurement falls between two sizes, order larger size.

Sizes in shades area, add \$2.00/each.

Custom Sizes add \$15.00/each (See page 89 for "Vest Measuring Instructions.")

CHART R2 Youth Poplin & Youth Precentor Vest

ORDER SIZE	XS	S	M	L	XL
Chest	25 - 27	28 - 30	31 - 33	34 - 36	37 - 39

CHART S Marcata Vest

ORDER SIZE	XS	S	M	L	XL	2XL	3XL	4XL	5XL
CHEST	38	41	44	47	51½	56½	60½	64½	68½
WAIST	24 - 26	27 - 32	33 - 36	37 - 41	42 - 46	47 - 50	51 - 56	57 - 61	62-66

No Custom Sizes available.

CHART T Vanguard & Legacy Vest

CHEST SIZE	XS	S	M	L	XL	2XL
REGULAR	34 - 38	39 - 41	42 - 44	45 - 48	49 - 52	53 - 56

No Custom Sizes available.

CHART U Men's Poplin Vest

CHEST SIZE	32	34	36	38	40	42	44	46	48	50	52
------------	----	----	----	----	----	----	----	----	----	----	----

No Custom Sizes available.

UNISEX

CHART HH Unisex Tops

SIZE	XS	S	M	L	XL	2XL	3XL
CHEST	26 - 28	28 - 32	32 - 36	36 - 40	40 - 44	44 - 48	48 - 52

MEN'S & YOUTH PANTS

CHART V1

Men's Adjustable Pleated & Flat Front Pants

WAIST SIZE	28	31	34	37	40	43	46	49	52	55	56
Regular**	X	X	X	X	X	X	X	X	X	X	X
LONG (5'11" & Over)**		X	X	X	X	X	X	X	X	X	X

No Custom Sizes available. Order the size that is closest to your actual waist measurement. Pants will adjust "up an inch" or "down an inch" to fit.

** 34" inseam, unhemmed. Long sizing has extra length in rise of pants.

Sizes in shades area, add \$3.00/each.

CHART V2 Youth Adjustable Flat Front & Pleated Tuxedo Pants

WAIST SIZE	20	22	24	26	28
LENGTH	23	26	30	34	36

Pants will adjust "up an inch" to fit. All trousers delivered unhemmed.

No Custom Sizes available

CHART W1 Men's Cavalier Pleated & Flat Front Pants

WAIST SIZE	27	28	29	30	31	32	33	34	36	38	40	42	46	48	50	52	54
REGULAR	X	X	X	X	X	X	X	X	X	X	X	X	X	X	X	X	X

Add \$3 each for sizes in shaded area. All trousers delivered unhemmed.

CHART W2 Youth Cavalier Pleated Pants

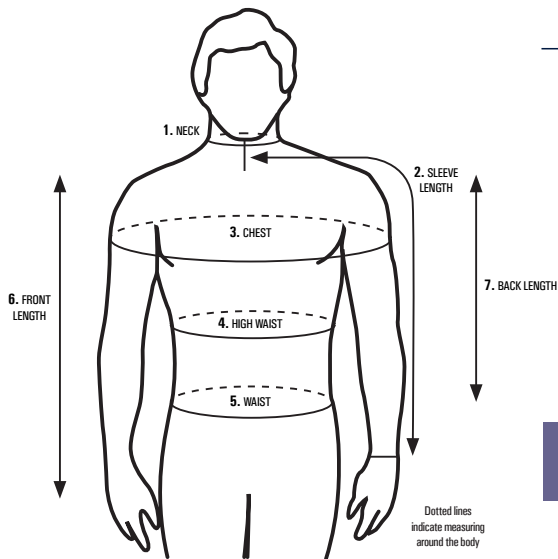
BOYS' SIZE	8	10	12	14	16
Waist	24	25	26	27	28

No Custom Sizes available.

CHART W3 Youth Cavalier Flat Front Pants

Waist	20	22	24	26	28
-------	----	----	----	----	----

CUSTOM SIZING - MEN'S & YOUTH UNISEX VEST - MEASURING INSTRUCTIONS



ALL SIZING MEASUREMENTS REQUIRED

- Chest:** Measure around the fullest part of the chest, keeping the tape parallel to the floor.
- Waist:** Measure around natural waist. (Determine natural waist by bending to the side, placing hand at bend.)
- High Waist:** Measure largest part of mid-section
- Back Length:** From nape of neck (back of neck - top of backbone), measure down the back to the natural waist.
- Front Length:** Measure from top of shoulder to tip of vest point.
- Height:** Without shoes

ALLOW 5 WEEKS FOR PRODUCTION OF CUSTOM SIZES

CUSTOM SIZING WORKSHEET - MEN'S & YOUTH UNISEX VESTS - PROVIDE ALL MEASUREMENTS IN INCHES

Last Name, First Initial	Chest	Waist	High Waist	Back Length	Front Length	Height (w/o shoes)	Short Regular Long	Torso Long or Short
1.								
2.								
3.								
4.								

THE STYLE YOU *LOVE*, IN THE SIZES YOU *NEED*, AT THE PRICE YOU *WANT*.

LADIES • MEN • YOUTH • ACCESSORIES | sepapparel.com



STAGE *ready!*

COSTUMES FOR PERFORMING GROUPS

Our huge variety of show choir
styles, fabrics, colors, and sizes means we can
deliver exactly what you want, and deliver it fast!

SHOW CHOIR  APPAREL
Sensations™